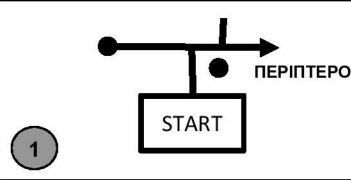
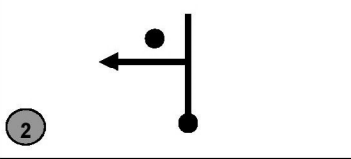
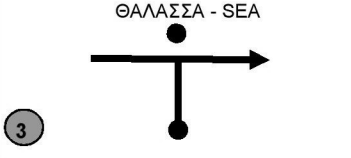


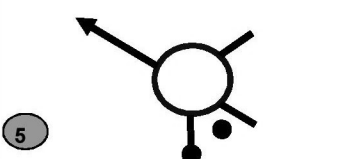









ΚΜ		DIRECTION	INFORMATIONS	ΚΜ	NOTES
TOTAL	PARTIAL				
0,00	0,00	 <p>1</p>	ΑΦΕΤΗΡΙΑ ΕΡΜΟΥΠΟΛΗ START HERMOUPOLIS		
0,08	0,08	 <p>2</p>	<div style="border: 1px solid black; padding: 5px; text-align: center;"> ΟΔΟΣ ΕΛ ΒΕΝΙΖΕΛΟΥ </div>		
0,19	0,11	 <p>3</p>	ΑΓΑΛΜΑ		
0,90	0,71	 <p>4</p>	<div style="border: 1px solid black; padding: 5px;">  Κίνι Kini Γαλισσός Galissas Φοίνικας Finikas </div>		
1,20	0,30	 <p>5</p>	ΠΡΟΣ ΑΕΡΟΔΡΟΜΙΟ 		
1,95	0,75	 <p>6</p>	(ΤΗΛΕΦΩΝΙΚΟΣ ΘΑΛΑΜΟΣ) ΑΡΧΗ CALIBRATION ΛΕΥΚΗ ΓΡΑΜΜΗ ΣΙΣΑ 0.0		
2,30	0,35	 <p>7</p>	<div style="border: 1px solid black; padding: 5px;">  Μέγας Γιαλός Megas Gialos Βάρη Vari </div>		
2,52	0,22	 <p>8</p>	ΑVIN		
2,95	0,43	 <p>9</p>	ΤΕΛΟΣ CALIBRATION 1000 ΜΕΤΡΑ ΛΕΥΚΗ ΓΡΑΜΜΗ ΣΙΣΑ 1.0	